



ಬೃಹತ್ ಬೆಂಗಳೂರು ಮಹಾನಗರ ಪಾಲಿಕೆ
Bruhat Bengaluru Mahanagara Palike



BBMP COVID-19 WAR ROOM 08.07.2022



OVERVIEW OF COVID-19 IN BENGALURU

CASE TRENDS ACTIVE CASES **6,062**

<u>Confirmed Cases</u>	<u>Recovered Cases</u>	<u>Death Cases</u>
932 18,11,138 #	902 17,88,105 #	1 16,971 #

HOSPITALIZATION **93**

<u>ICU – V</u>	<u>ICU</u>	<u>HDU</u>	<u>General</u>
-	3	6	84

INCLUDES GOVT. QUOTA AND PRIVATE WALK-IN HOSPITALIZATION

VACCINATION **6,323** 1,97,98,942 #

<u>First Dose</u>	<u>Second Dose</u>	<u>Precaution Dose</u>
829 96,35,052 #	2,119 93,04,621 #	3,375 8,59,269 #

TRIAGING

MTU
15

Tele Triage
771

ACTIVE CLUSTERS

21

Budding Clusters (<5 Cases)
19

Clusters (> 5 cases)
2

TESTING **17,030** 3,06,59,904 #

<u>RAT</u>	<u>RTPCR</u>
3,753	13,277

Positivity : 4.97%
*FOR LAST 7 DAYS

: indicates cumulative numbers till date



ABSTRACT OF COVID-19 SCENARIO IN BENGALURU


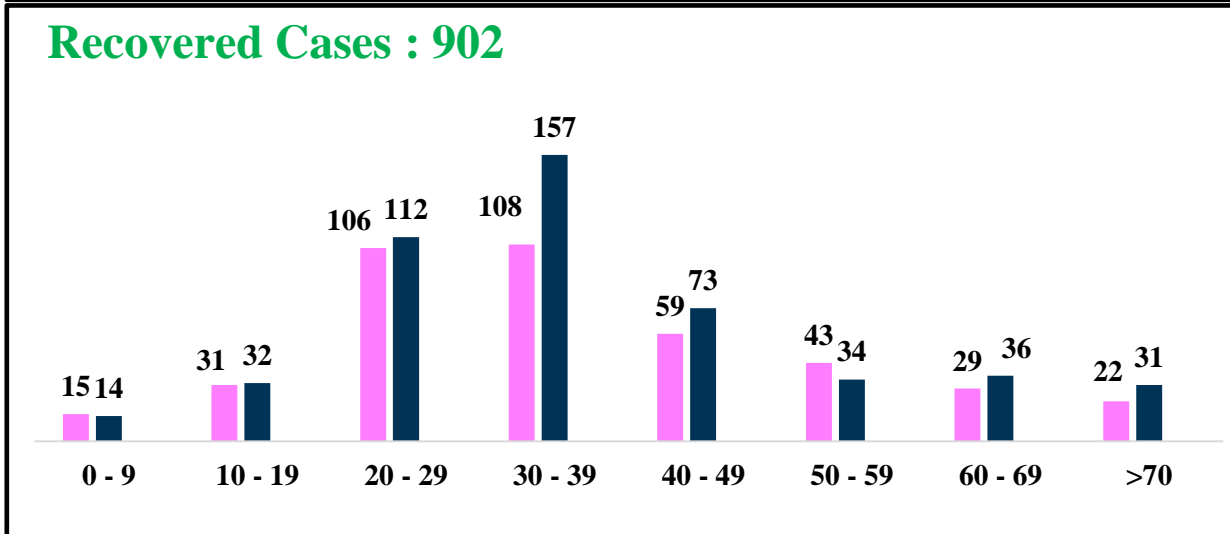
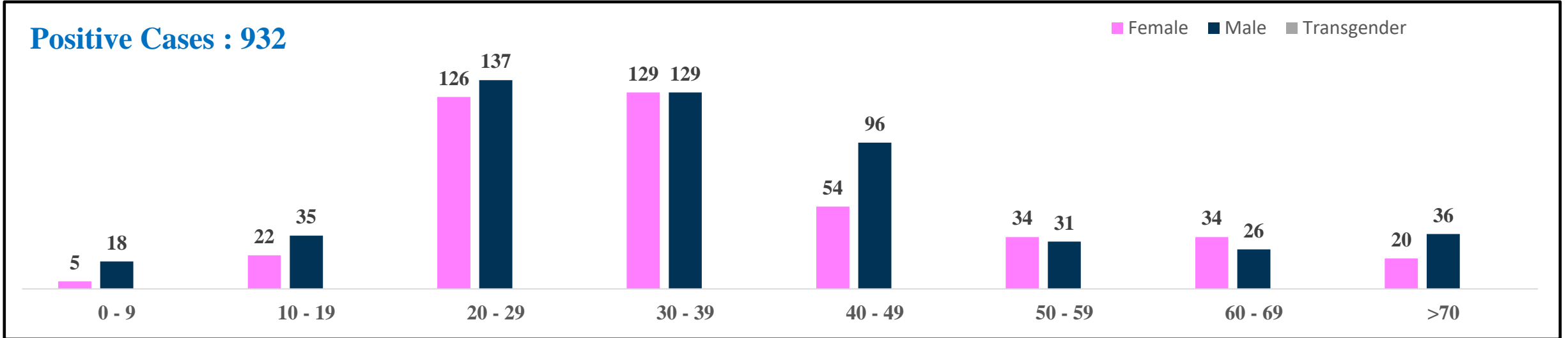


	MALE			FEMALE			TRANSGENDER			TOTAL		
	Last 24 Hours	Last 7 Days	Cumulative	Last 24 Hours	Last 7 Days	Cumulative	Last 24 Hours	Last 7 Days	Cumulative	Last 24 Hours	Last 7 Days	Cumulative
Positive Cases	508	3,261	10,69,741	424	2,777	7,40,505	0	1	196	932	6,039	18,11,138
Recovered Cases	489	3,193	10,55,594	413	2,597	7,32,419	0	0	185	902	5,790	17,88,105
Death Cases	1	1	10,748	0	0	6,219	0	0	4	1	1	16,971
Total Tests Done	In Last 24 hrs. : 17,030			In last 7 days : 1,21,557			Cumulative : 3,06,59,904					
Vaccine Doses Administered	In Last 24 hrs. : 6,323			In last 7 days : 72,420			Cumulative : 1,97,98,942					
ACTIVE CASES									6,062			

*Covid deaths occurred today : 00 | Covid deaths occurred beyond last 24 hrs., reported today : 01



LAST 24 HOURS AGE GROUP AND GENDER WISE DISTRIBUTION

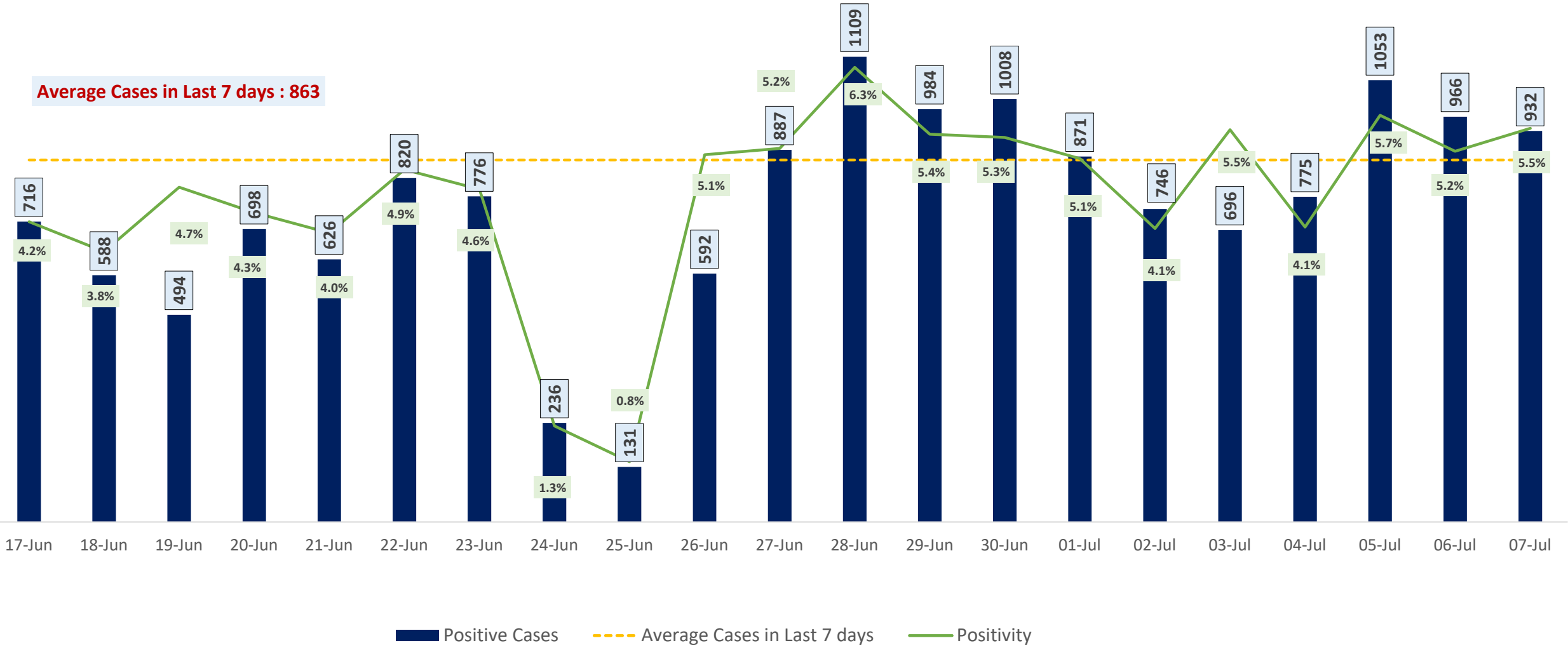




POSITIVITY RATE OF BENGALURU – LAST 21 DAYS



Average Cases in Last 7 days : 863

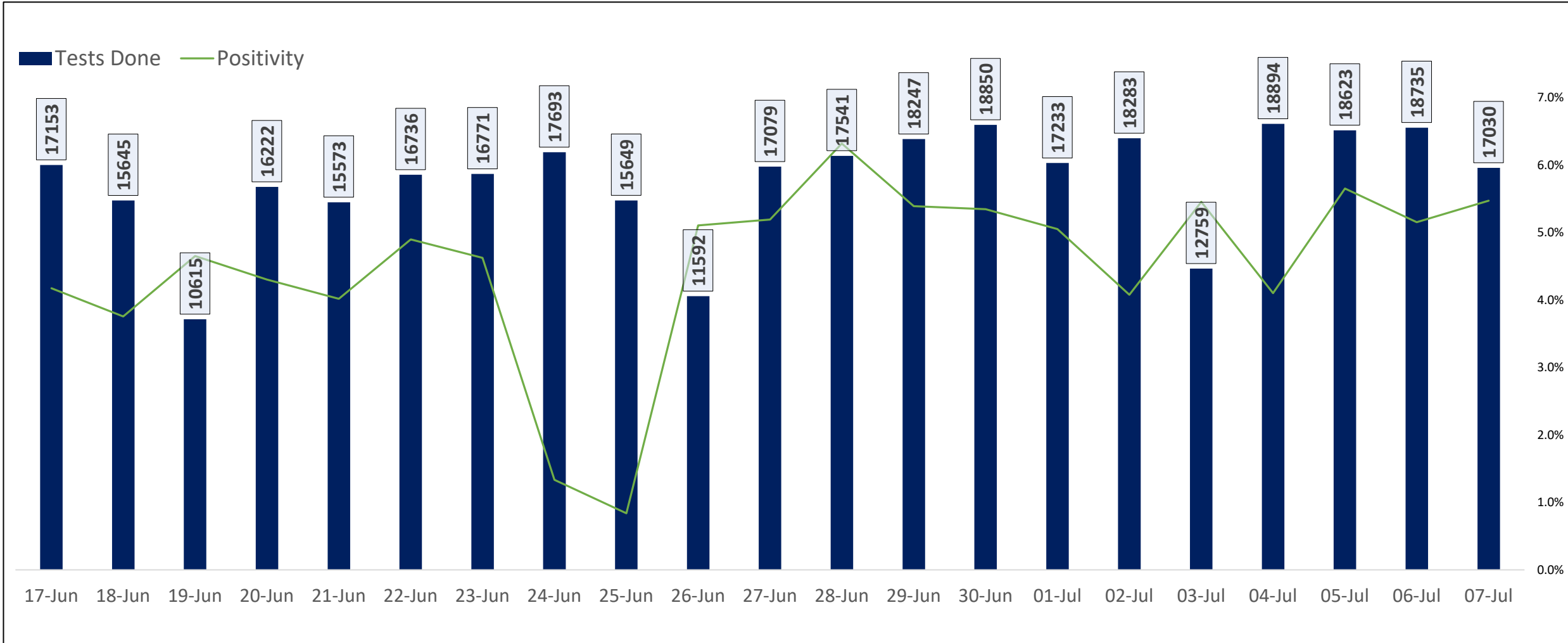




TESTING TRENDS IN BENGALURU

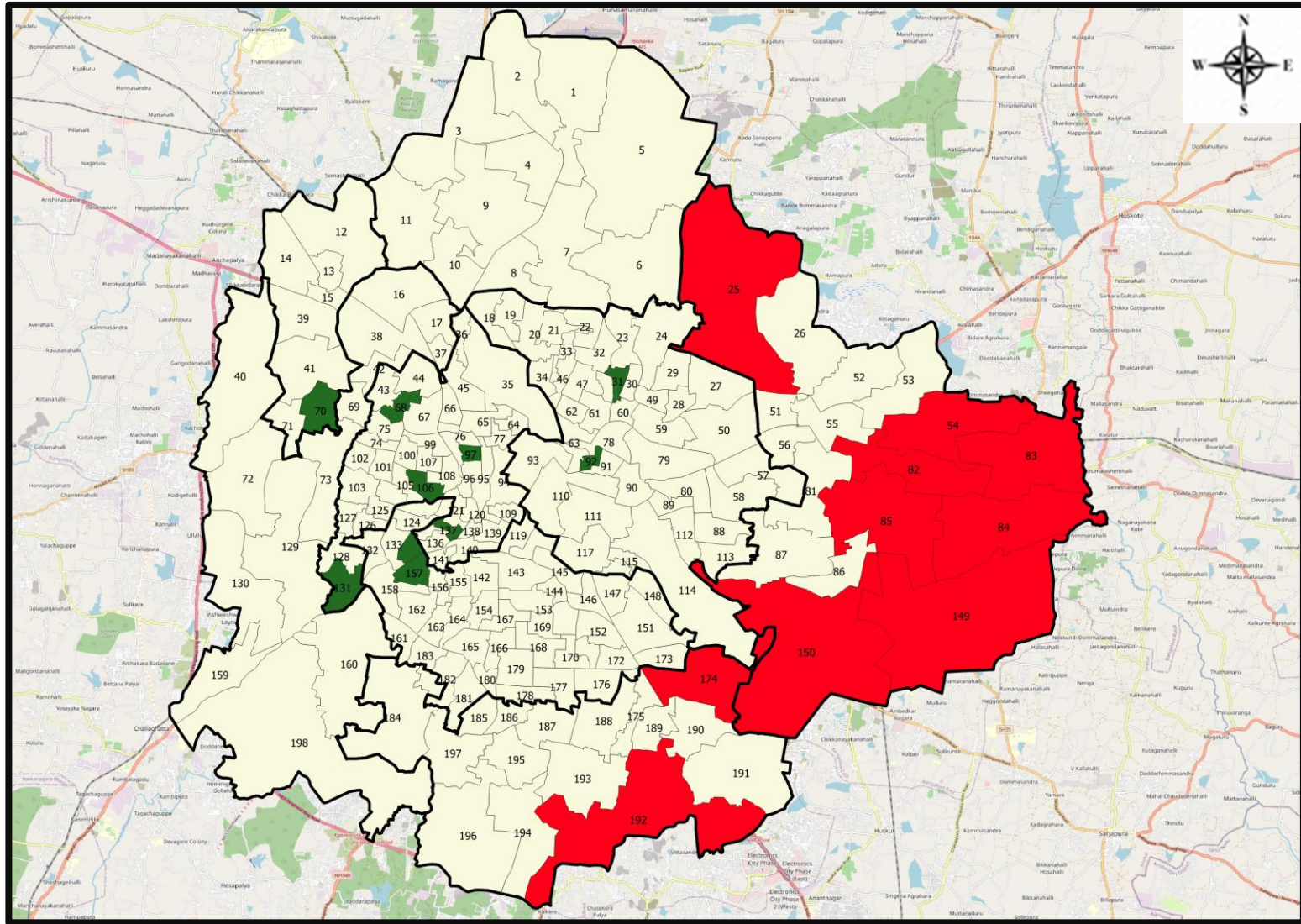


Total Test Conducted Till Date	Test Conducted Last 24 hours	Last 7 Days Average
3,06,59,904	17,030	17,365





BENGALURU URBAN MAP SHOWING TREND OF POSITIVE CASES IN LAST 7 DAYS



Top 10 wards reporting highest number of positive cases in last 7 days

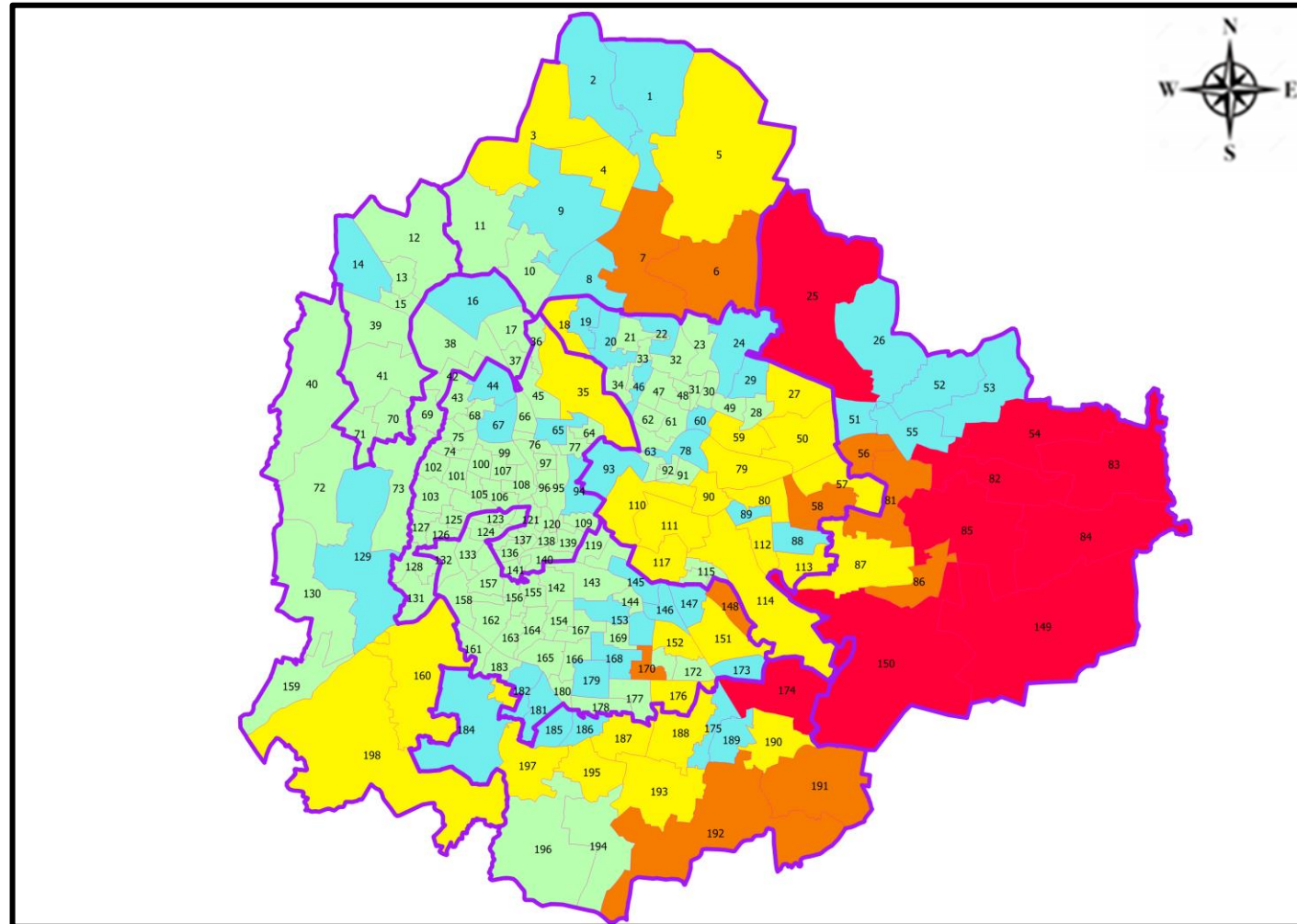
Ward No.	Ward Name	Daily Cases Average
150	Bellanduru	65
85	Dodda Nekkundi	37
83	Kadugodi	33
149	Varthuru	30
174	HSR Layout	24
25	Horamavu	24
54	Hudi	20
84	Hagadur	17
82	Garudachar Palya	15
192	Begur	14







Top 10 wards reporting least number of positive cases in last 7 days

Ward No.	Ward Name	Daily Cases Average
157	Gali Anjaneya Temple	0
137	Rayapura	0
134	Bapuji Nagar	0
131	Nayandahalli	0
106	Dr Raj Kumar Ward	0
97	Dayananda Nagar	0
92	Shivaji Nagar	0
70	Rajagopal Nagara	0
68	Mahalakshimpura	0
31	Kushal Nagar	0



BENGALURU MAP SHOWING INTENSITY OF POSITIVE CASES IN LAST 7 DAYS



-  **Level 1 : 0 to 10 Cases**
-  **Level 2 : 10 to 25 Cases**
-  **Level 3 : 25 to 50 Cases**
-  **Level 4 : 50 to 100 Cases**
-  **Level 5 : More than 100 Cases**
-  **Zone Boundaries**

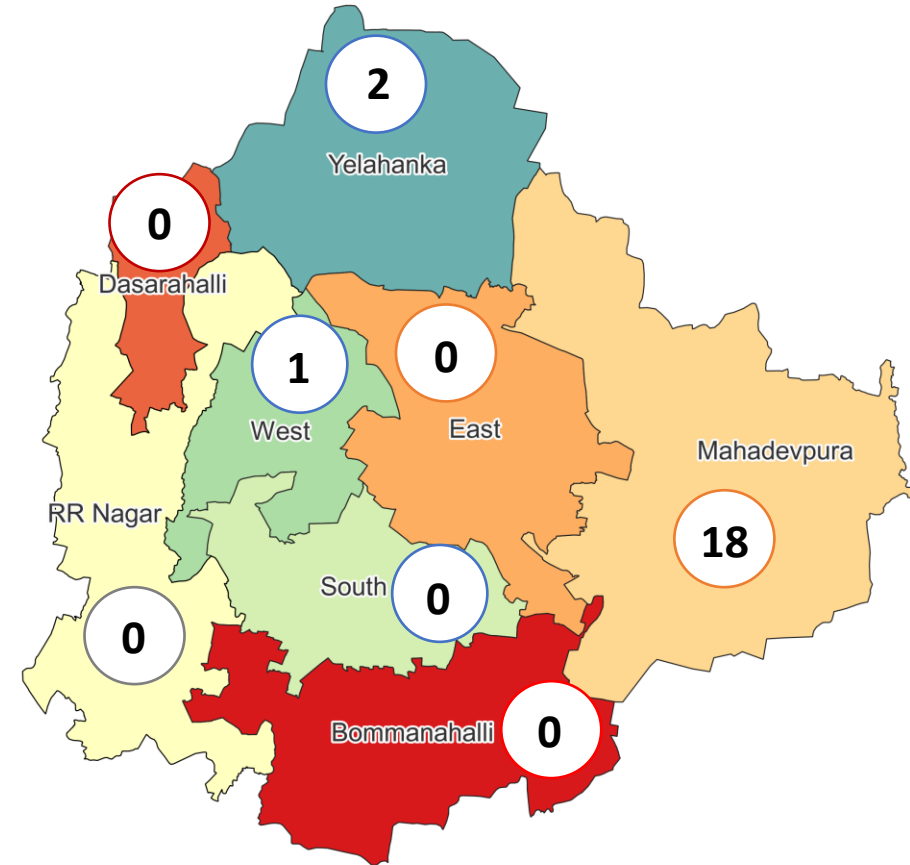


CLUSTER DETAILS



Zone Name	TOTAL CLUSTERS	Budding Clusters	Clusters	Outbreaks
		Less Than 5 Cases	5 To 14 Cases	More Than 14 Cases
BOMMANAHALLI	0 (-)	0 (-)	0 (-)	0 (-)
DASARAHALLI	0 (-)	0 (-)	0 (-)	0 (-)
EAST	0 (-)	0 (-)	0 (-)	0 (-)
MAHADEVPURA	18 (-)	17 (-)	1 (-)	0 (-)
RR NAGAR	0 (▼1)	0 (-)	0 (▼1)	0 (-)
SOUTH	0 (-)	0 (-)	0 (-)	0 (-)
WEST	1 (-)	0 (-)	1 (-)	0 (-)
YELAHANKHA	2 (-)	2 (-)	0 (-)	0 (-)
TOTAL	21 (▼1)	19 (-)	2 (▼1)	0 (-)

Total Active Clusters



Types of Clusters

Zone Name	Apartments/ Villa	Individual House	Hostels/Quarters	Others	Schools/Colleges
BOMMANAHALLI	0 (-)	0 (-)	0 (-)	0 (-)	0 (-)
DASARAHALLI	0 (-)	0 (-)	0 (-)	0 (-)	0 (-)
EAST	0 (-)	0 (-)	0 (-)	0 (-)	0 (-)
MAHADEVPURA	18 (-)	0 (-)	0 (-)	0 (-)	0 (-)
RR NAGAR	0 (-)	0 (-)	0 (-)	0 (-)	0 (▼1)
SOUTH	0 (-)	0 (-)	0 (-)	0 (-)	0 (-)
WEST	1 (-)	0 (-)	0 (-)	0 (-)	0 (-)
YELAHANKHA	2 (-)	0 (-)	0 (-)	0 (-)	0 (-)
TOTAL	21 (-)	0 (-)	0 (-)	0 (-)	0 (▼1)

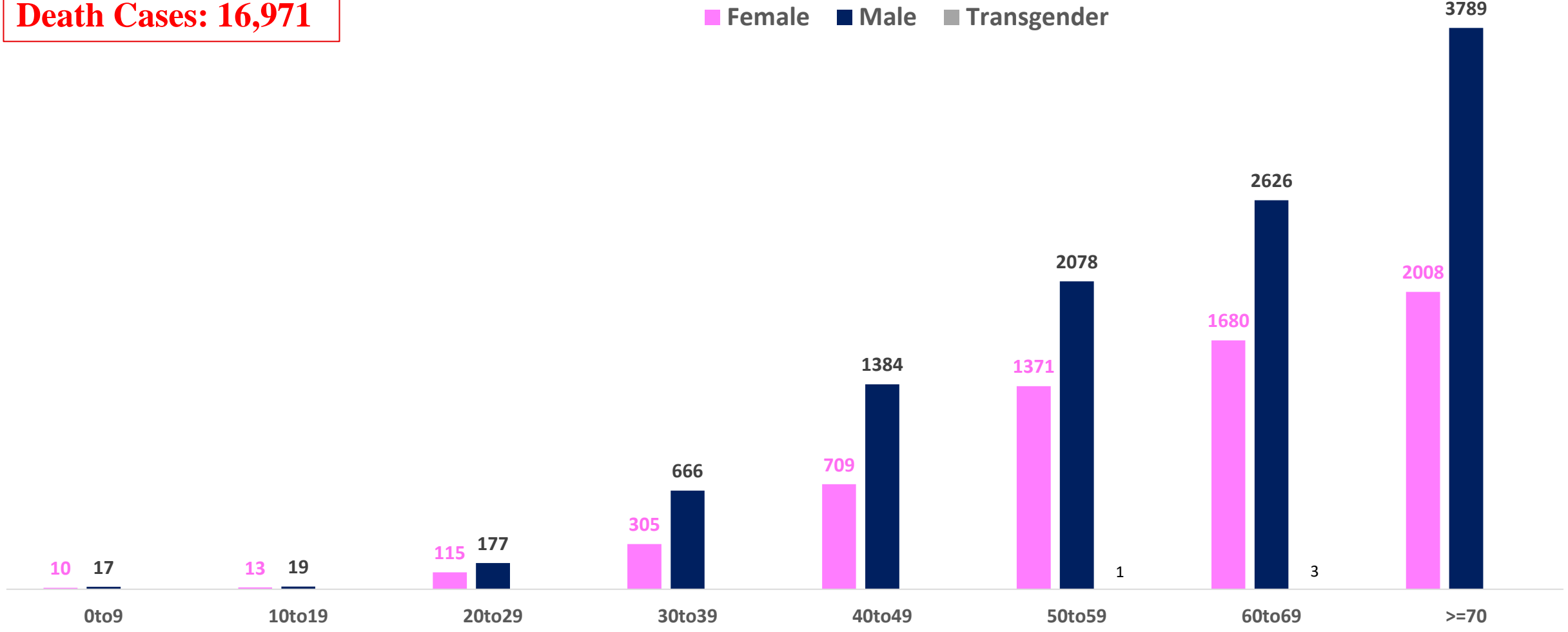
▲▼ : Shows increase and decrease in numbers as compared to previous day



AGE AND GENDER WISE DISTRIBUTION OF DEATH CASES



Death Cases: 16,971





VACCINATION COVERAGE AS ON 07.07.2022

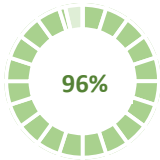
Total Doses Administered

1,97,98,942

▲ 6,323

Total 12-14 years Population : 2.82 Lakhs

1ST DOSE

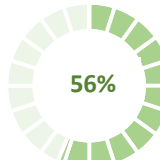


96%

2,71,170
Doses administered

▲ 572

2ND DOSE



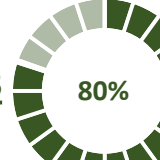
56%

1,58,498
Doses administered

▲ 971

Total 15-18 years Population : 4.42 Lakhs

1ST DOSE

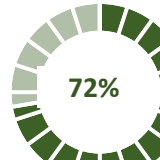


80%

3,55,442
Doses administered

▲ 119

2ND DOSE



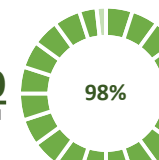
72%

3,19,809
Doses administered

▲ 220

Total adult Population : 91.7 Lakhs

1ST DOSE

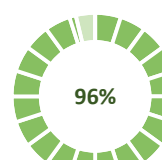


98%

90,08,440
Doses administered

▲ 138

2ND DOSE



96%

88,26,314
Doses administered

▲ 928

Priority Group*

Health Care Workers

Frontline Workers

Dose 1

2,10,344

Doses administered

▲ 0

Dose 2

2,06,940

Doses administered

▲ 4

Dose 1

3,81,906

Doses administered

▲ 1

Dose 2

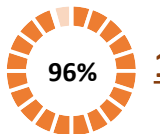
3,73,109

Doses administered

▲ 5

45 – 59 Years Coverage

Dose 1

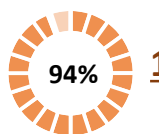


96%

16,94,605
Doses administered

▲ 13

Dose 2



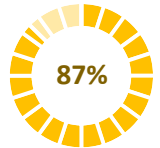
94%

16,68,446
Doses administered

▲ 79

18 - 44 Years Coverage

Dose 1

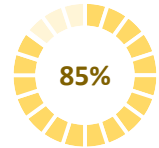


87%

57,41,530
Doses administered

▲ 115

Dose 2



85%

56,16,478
Doses administered

▲ 787

60 + Years Coverage

Dose 1



100%

9,80,055
Doses administered

▲ 9

Dose 2



100%

9,61,341
Doses administered

▲ 53

PRECAUTION DOSE



8,59,269

Doses administered

▲ 3,375

PRECAUTION DOSES ADMINISTERED

Health Care Workers

87,746

Booster Doses administered

▲ 115

Front Line Workers

1,14,646

Booster Doses administered

▲ 458

60 + Years Coverage

3,58,809

Booster Doses administered

▲ 376

18 + Years Coverage

2,98,068

Booster Doses administered

▲ 2,426

▲ indicates the increase in last 24 hours



COVID-19 SCENARIO IN BENGALURU AND OTHER METROPOLITAN CITIES



CITY NAME	Positive Cases	Active Cases	Recovered	Deceased	Vaccine Doses Administered
New Delhi	19,38,648	2,590	19,09,782	26,276	3,51,75,049
Bengaluru*	18,11,138	6,062	17,88,105	16,971	2,28,04,824
Mumbai	11,15,905	5,600	10,90,685	19,620	2,14,99,828
Chennai	7,67,795	7,286	7,51,440	9,069	1,06,97,138
Kolkata	4,47,192	272	4,41,264	5,656	1,03,75,646

Source : <https://dashboard.cowin.gov.in/> at 4:40pm (08.07.2022)
Source : <https://www.covid19bharat.org/> at 4:40pm(08.07.2022)

*includes BBMP & Bengaluru Urban



SNAPSHOT OF COVID-19 CASES IN BENGALURU URBAN



**Total Wards With
< =10 Cases* :
104**

**Tests Conducted
On 07.07.2022:
17,030**

**Recovery
Rate:
98.73%**

**Total
Active Cases :
6,062**

**Total Vaccinated on
07.07.2022:
6,323**

**Positivity
Rate* :
4.97%**

**Active
Rate:
0.33%**

**Case
Fatality Rate* :
0.02%**



*Total positive cases In the past 7 days

*CFR and positivity is for Past 7 days



ಬೃಹತ್ ಬೆಂಗಳೂರು ಮಹಾನಗರ ಪಾಲಿಕೆ
Bruhat Bengaluru Mahanagara Palike



Download BBMP Bulletin	https://apps.bbmpgov.in/covid19/mediabulletin.php
For BBMPCovid19 Bed Status:	https://apps.bbmpgov.in/covid19/en/Bedstatus.php
To register for vaccination :	https://selfregistration.cowin.gov.in/
BBMP COVID19 Dashboard:	https://apps.bbmpgov.in/covid19/
Follow us on:	 www.facebook.com/bbmp.comm1/
	 twitter.com/BBMPCOMM

Issued by:

Honorable Chief Commissioner, BBMP
Special Commissioner Health & IT, BBMP
MD, Bengaluru Smart City Limited

THANK YOU !

ಬೃಹತ್ ಬೆಂಗಳೂರು ಮಹಾನಗರ ಪಾಲಿಕೆ
Bruhat Bengaluru Mahanagara Palike

First Aid for Dog Bite



-  Wash the bite-wound with running water and soap for 15 minutes
-  Apply Dettol or any Antiseptic lotion on the wound
-  Visit the nearest Doctor or BBMP Health Centers for Anti-Rabies Vaccination & necessary treatment

  @BBMPSplHealth **BBMP RABIES HELPLINE: 6364893322**

